

ISO 16028 FLAT FACE

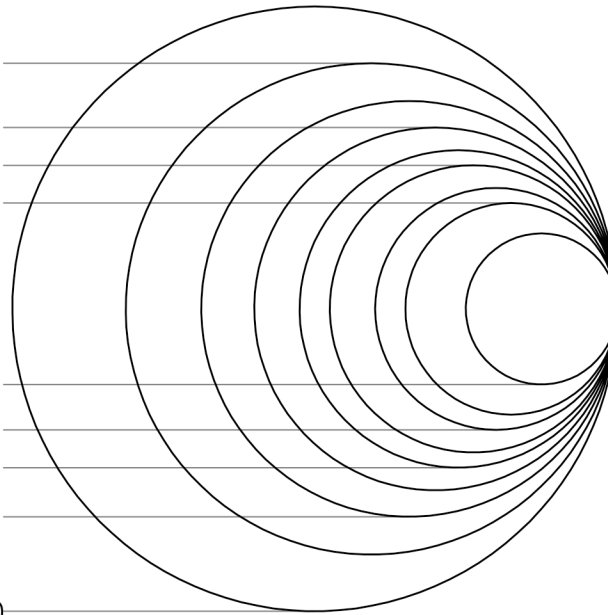
COUPLER

VIEWED FROM PORT END OF FEMALE COUPLER

A25 -1-1/4" - Ø65
A17/FIRG100/FIRG34A -3/4" - Ø48
A13/FIRG12A/FIRG34 -1/2" - Ø38
A7/FIRG14 -1/4" - Ø28

A4 -1/8" - Ø20
A9/FIRG12/FIRG38 -3/8" - Ø31.9
A15/FIRG34B -5/8" - Ø42
A21/FIRG114 -1" - Ø55

A30/FIRG112 -1-1/2" BODY - Ø80



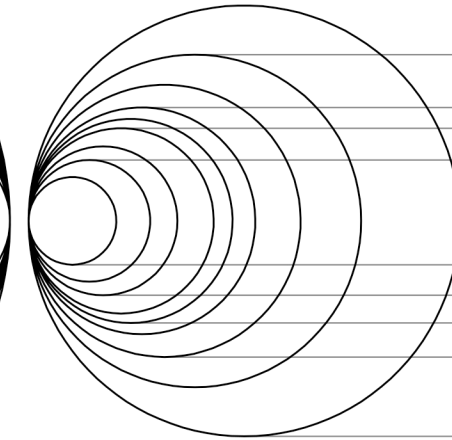
NIPPLE

VIEWED FROM PORT END OF MALE COUPLER

A25 -1-1/4" - Ø44
A17/FIRG100/FIRG34A -3/4" - Ø30
A13/FIRG12A/FIRG34 -1/2" - Ø24.5
A7/FIRG14 -1/4" - Ø16.1

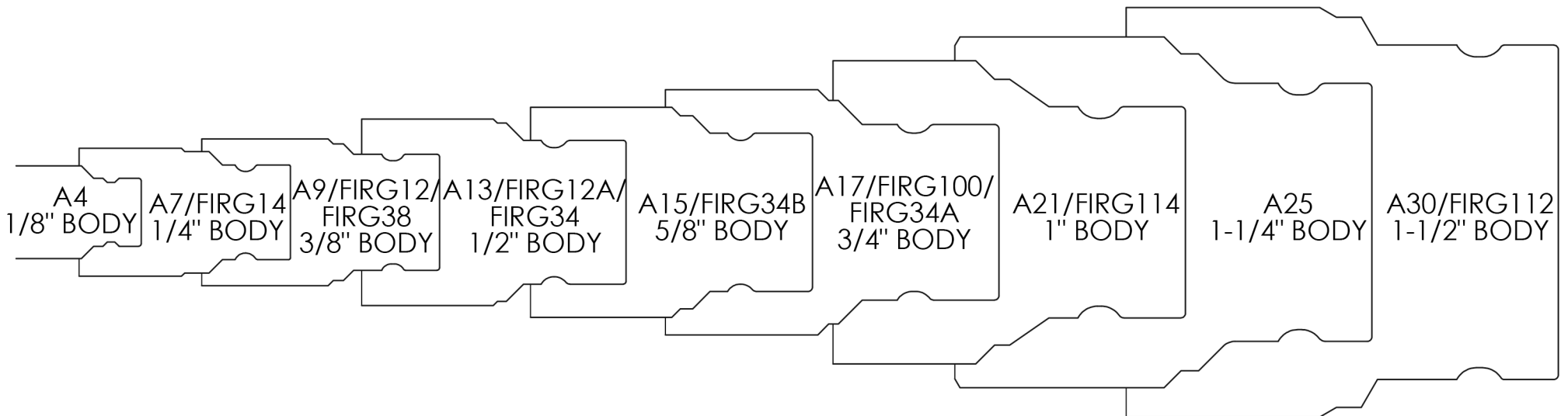
A4 -1/8" - Ø11
A9/FIRG12/FIRG38 -3/8" - Ø19.7
A15/FIRG34B -5/8" - Ø27
A21/FIRG114 -1" - Ø36

A30/FIRG112 -1-1/2" - Ø57



NIPPLE

VIEWED FROM PROFILE OF MALE COUPLER



A4 1/8" BODY
A7/FIRG14 1/4" BODY
A9/FIRG12/FIRG38 3/8" BODY
A13/FIRG12A/FIRG34 1/2" BODY
A15/FIRG34B 5/8" BODY
A17/FIRG100/FIRG34A 3/4" BODY
A21/FIRG114 1" BODY
A25 1-1/4" BODY
A30/FIRG112 1-1/2" BODY