

Multi-Coupling Plates: GRE Series



Overview:

The Stucchi GRE Series of Multi-Coupling Plates is designed as a solution for industrial applications such as fast tool changes on injection molding & die cast equipment. Coupling plates reduce down-time between production runs wherever pneumatic, oil, water, and electrical circuits are to be connected to production machines or test benches, etc. This series is designed to meet the requirements of flexible manufacturing of present and future production machines and processes. The GRE series connects with little effort due to its superior guidance pin system. The GRE series only connects in one position, preventing any connection error by inversion of circuits.

Features & Options:

- Compact Aluminum manifold construction
- Port Options: Female thread, Hose barbs, 90 degree.
- Valve options: Single shut-off, Double shut-off, full flow.
- Snap-Ring mount allows easy installation & maintenance of couplers.
- Auto-Lock design prevents accidental disconnection
- Circuits: 6-12-18 positions

Series: GRE Series


General data:

The Multi-coupling Plate is a tool allowing the simultaneous couple and uncouple of a certain number of water, air, oil and/or electrical lines. From a minimum of 6 to a maximum of 18 lines can be simultaneously connected by a single, simple movement requiring very little effort. The energy lines can all have the same nominal diameter with different media according to the application. Offered coupler sizes: 3/8 & 1/2 with various ports, low pressure applications

- Connects w/ residual pressure: 2-3 bar
- Safe lock prevents unwanted disconnection
- Simple to use with a single movement applied by one arm only
- Ease of maintenance or replacement of quick couplings.

Multi-Coupling Plates: GRE Series

Instructions for Use Plate before Connecting:




Mobile Half: Female Couplers w/ locking handle

Fixed Half: Guide pins with male couplers





Connecting Plate:

1. Align guide pins on Fixed Half with mating port of Mobile Half



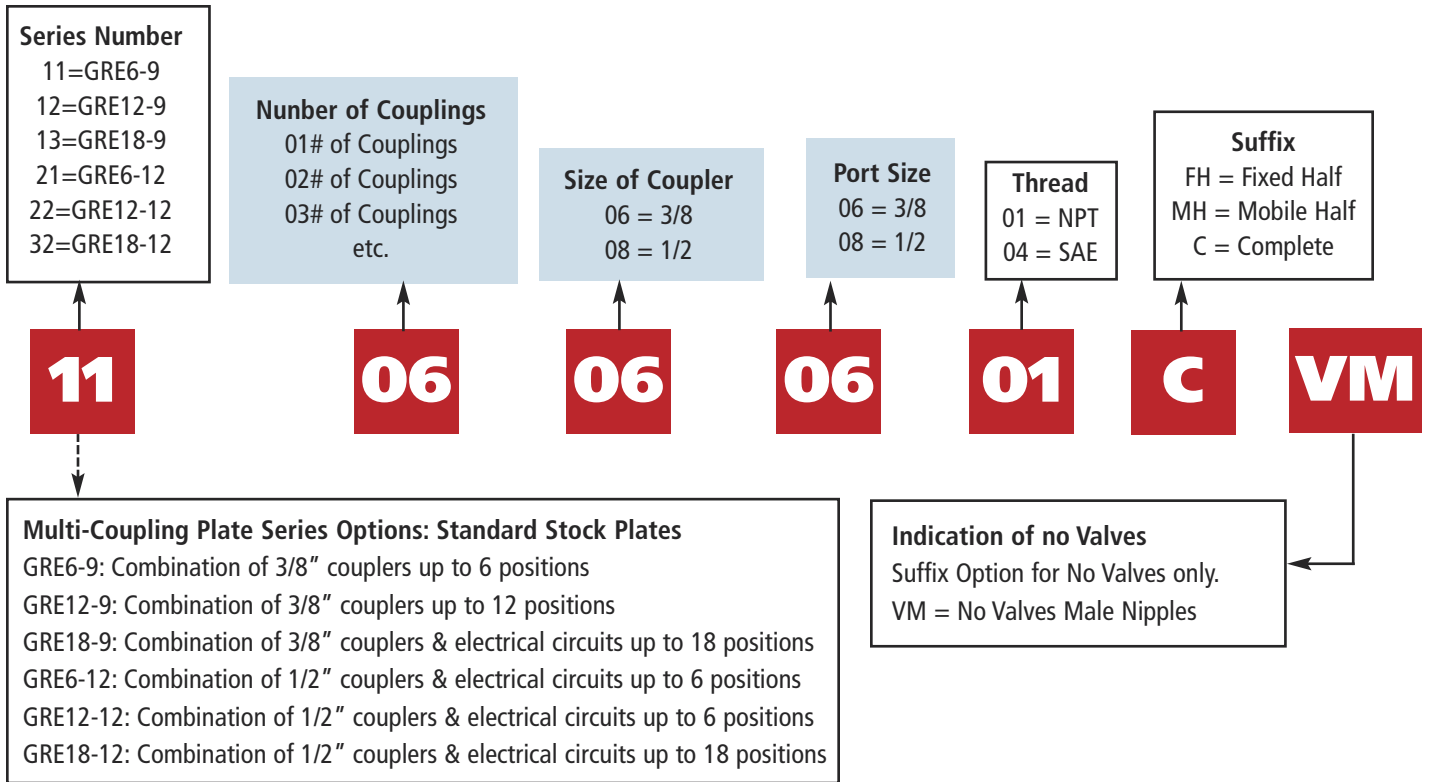
2. Insert Guide pins into the mating ports. At this moment the weight of the hoses & side loads are supported by the guide pins. This is the 11 o'clock position..



3. Pull red locking trigger and handle moves easily in a downward position from an 11 o'clock starting position to a 7 o'clock finishing position. The handle will be locked in place once locking pins are fully engaged and mechanical click is heard.



Multi-Coupling Plates: GRE Series



Common Stock Items

Stucchi Order Code	Description	# of Couplers	Coupler Size	Thread Size
110006060601C	GRE6-9(6) 3/8 NPT	6	3/8	3/8
120012060601C	GRE12-9(12) 3/8 NPT	12	3/8	3/8
130018060601C	GRE18-9(18) 3/8 NPT	18	3/8	3/8
210006080801C	GRE6-12(6) 1/2 NPT	6	1/2	1/2
220012080801C	GRE12-12(12) 1/2 NPT	12	1/2	1/2
230018080801C	GRE18-12(18) 1/2 NPT	18	1/2	1/2

The above list consists of the most popular stock items. Standard plates offer a variety of Standard Coupler combinations too broad to list in this catalog. Use the Stucchi Ordering Code System to create a Coupling Plate configuration for your application or fill out & fax the custom plate form for non-standard configurations.

GRE Series Replacement Couplers

Part	Body Size	Thread Size	Thread Type	Part Description
702123004M	3/8	3/8	NPT	F. CSF9BN
702123005L	3/8	3/8	NPT	M. CSM9BN
702123006M	1/2	1/2	NPT	F. CSF12BN
702123007L	1/2	1/2	NPT	M. CSM12BN



Parking Stations

Order Code	Description
815606033	Parking Station All Plates

Prices for plates and components available upon request