

VD Series Screw Poppet Interchange



COMING SOON



Stucchi: VD Series

Series: VD European Screw Coupler

Available from size 1/4 to 1 1/4 inch to cover the various fields of hydraulic applications. The series VD couplings are mostly used in mobile crane, vibratory hammer, oil patch and industrial plant applications.

Screw-on system ensures connection with some residual pressure

- Friction ring to prevent accidental disconnection
- Hardened valve bodies for impulse applications
- Interchangeable with the German market
- O-ring connected marker is highly visible during connection and helps to keep containments out of the threads while connected

Overview



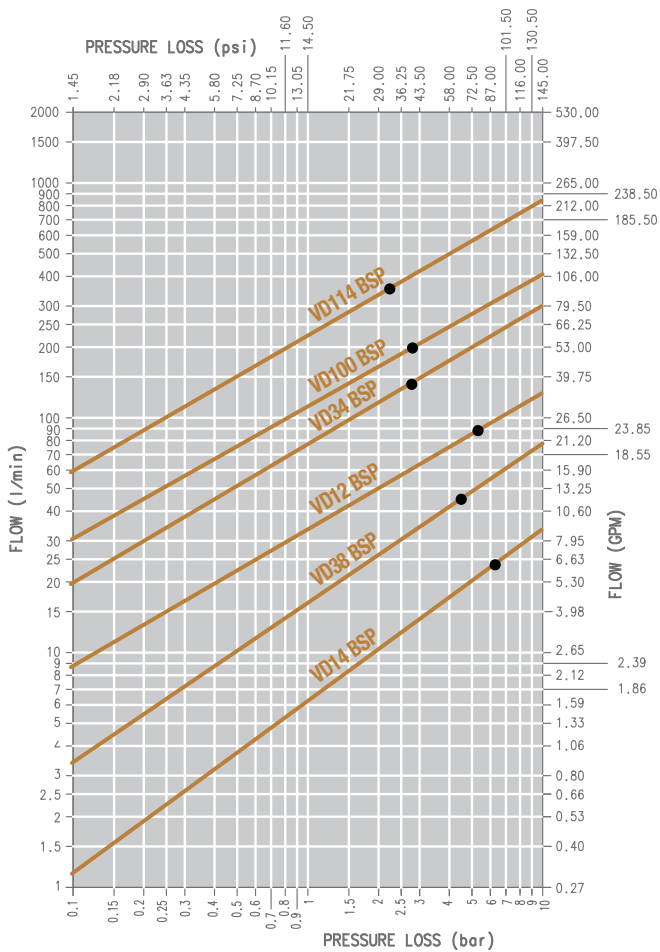
Due to their rugged design, VD series couplings are particularly well suited for heavy-duty service conditions making them one of the most popular designs in Europe. The VD coupler is a durable product using a poppet style valve for the sealing mechanism and threads as the mechanical connection. Highly versatile design is ideally suited for hydraulic systems experiencing pressure spikes or impulses.

Technical Characteristics

- Coupling body: zinc plated steel
- Nipple is zinc plated hardened steel
- Seals: Nitrile
- Anti-extrusion rings are Teflon
- Internal components purposely designed to reduce turbulence
- Wide range of ports on request
- Metal shoulder to protect the o-ring seal on female coupling
- Screw-on system ensures connection under residual pressure

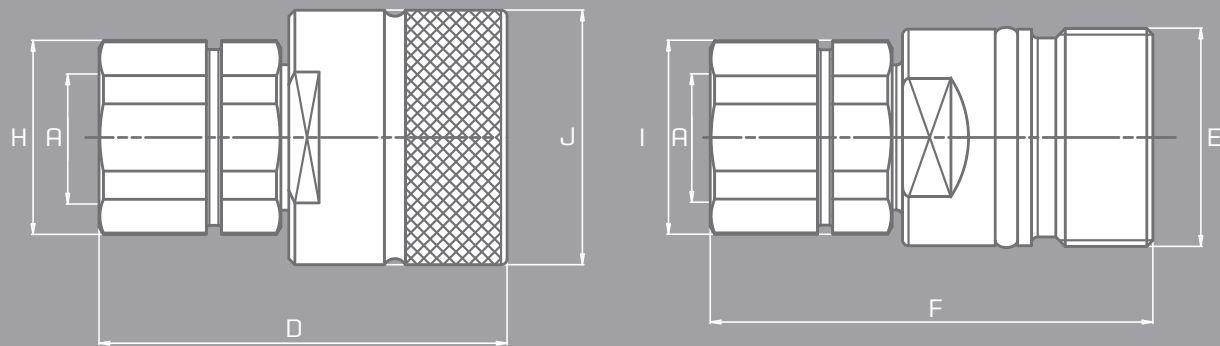


DESCRIPTION	SIZE	MAX. WORKING PRESSURE CONNECTED	
		MPa	psi
VD14	1/4	45	6527
VD38	3/8	45	6527
VD12	1/2	40	5801
VD34	3/4	40	5801
VD100	1	30	4351
VD114	1 1/4	30	4351



VD Series Screw Poppet Interchange

Misc: VD Series Size Diagram



DESCRIPTION	BODY SIZE	A	DIMENSION	D	E	F	H	I	J
VD38	3/8	3/8	mm	60.7	28	63.3	24	24	34
			inch	2.39	1.1	2.49	0.94	0.94	1.34
VD12	1/2	1/2	mm	67.3	36	73	32	32	42
			inch	2.65	1.42	2.87	1.26	1.26	1.65
VD34	3/4	3/4	mm	72.5	42	82	40	40	48
			inch	2.85	1.65	3.23	1.57	1.57	1.89
VD100	1	1	mm	82.5	48	99	45	45	55
			inch	3.25	1.89	3.9	1.77	1.77	2.17



VD DIN Thread_SCHOTT (DIN Bulkhead) | Screw Poppet Interchange

PART	BODY SIZE	THREAD TYPE	PORT SERIES	TUBE OD	THREAD SIZE	ORDER CODE	DESCRIPTION
VD DIN THREAD							
COUPLER	1/2	DIN	FEMALE	22	M22X1.5	809512000	INN. F. VD12 M22X1.5
NIPPLE	1/2	DIN	FEMALE	22	M22X1.5	809512001	INN. M. VD12 M22X1.5
COUPLER	1/2	DIN	L	12	M 18X1.5	809508000	INN. F. VD12 L12
NIPPLE	1/2	DIN	L	12	M 18X1.5	809508001	INN. M. VD12 L12
COUPLER	1/2	DIN	L	15	M 22X1.5	809508004	INN. F. VD12 L15
NIPPLE	1/2	DIN	L	15	M 22X1.5	809508005	INN. M. VD12 L15
COUPLER	1/2	DIN	L	18	M 26X1.5	809508008	INN. F. VD12 L18
NIPPLE	1/2	DIN	L	18	M 26X1.5	809508009	INN. M. VD12 L18
COUPLER	1/2	DIN	L	12	M 18X1.5 SCHOTT	809510000	INN. F. VD12 L12 SCHOTT
NIPPLE	1/2	DIN	L	12	M 18X1.5 SCHOTT	809510001	INN. M. VD12 L12 SCHOTT
COUPLER	1/2	DIN	L	15	M 22X1.5 SCHOTT	809510004	INN. F. VD12 L15 SCHOTT
NIPPLE	1/2	DIN	L	15	M 22X1.5 SCHOTT	809510005	INN. M. VD12 L15 SCHOTT
COUPLER	3/4	DIN	S	16	M 24X1.5	809509014	INN. F. VD34 S16
NIPPLE	3/4	DIN	S	16	M 24X1.5	809509015	INN. M. VD34 S16
COUPLER	3/4	DIN	S	16	M 24X1.5 SCHOTT	809511014	INN. F. VD34 S16 SCHOTT
COUPLER	3/4	DIN	S	20	M 30X1.5 SCHOTT	809511016	INN. F. VD34 S20 SCHOTT
NIPPLE	3/4	DIN	S	20	M 30X1.5 SCHOTT	809511017	INN. M. VD34 S20 SCHOTT
COUPLER	3/4	DIN	FEMALE	22	M 22X1.5	809512002	INN. F. VD34 M22X1.5
NIPPLE	3/4	DIN	FEMALE	22	M 22X1.5	809512003	INN. M. VD34 M22X1.5
COUPLER	1	DIN	S	20	M 30X2	809509018	INN. F. VD100 S20
NIPPLE	1	DIN	S	20	M 30X2	809509019	INN. M. VD100 S20
COUPLER	1	DIN	S	25	M 36X2	809509020	INN. F. VD100 S25
NIPPLE	1	DIN	S	25	M 36X2	809509021	INN. M. VD100 S25
COUPLER	1	DIN	S	30	M 42X2	809509022	INN. F. VD100 S30
NIPPLE	1	DIN	S	30	M 42X2	809509023	INN. M. VD100 S30
COUPLER	1	DIN	S	20	M 30X2 SCHOTT	809511018	INN. F. VD100 S20 SCHOTT
NIPPLE	1	DIN	S	20	M 30X2 SCHOTT	809511019	INN. M. VD100 S20 SCHOTT
COUPLER	1	DIN	S	25	M 36X2 SCHOTT	809511020	INN. F. VD100 S25 SCHOTT
NIPPLE	1	DIN	S	25	M 36X2 SCHOTT	809511021	INN. M. VD100 S25 SCHOTT
COUPLER	1	DIN	S	30	M 42X2 SCHOTT	809511022	INN. F. VD100 S30 SCHOTT
NIPPLE	1	DIN	S	30	M 42X2 SCHOTT	809511023	INN. M. VD100 S30 SCHOTT
COUPLER	1	DIN	S	38	M 52X2 SCHOTT	809511024	INN. F. VD100 S38 SCHOTT
COUPLER	1 1/4	DIN	S	38	M 52X2	809509028	INN. F. VD114 S38
NIPPLE	1 1/4	DIN	S	38	M 52X2	809509029	INN. M. VD114 S38
COUPLER	1 1/4	DIN	S	38	M 52X2 SCHOTT	809511028	INN. F. VD114 S38 SCHOTT
NIPPLE	1 1/4	DIN	S	38	M 52X2 SCHOTT	809511029	INN. M. VD114 S38 SCHOTT



COUPLER



NIPPLE

VD Series Screw Poppet Interchange

VD BSP and NPT Thread_Screw Poppet Interchange



COUPLER



NIPPLE

PART	BODY SIZE	THREAD TYPE	THREAD SIZE	PORT THREAD	ORDER CODE	DESCRIPTION
VD BSP THREAD						
COUPLER	3/8	BSP	1/4	1/4-9	809500008	INN. F. VD38 1/4 BSP
NIPPLE	3/8	BSP	1/4	1/ -9	809500009	INN. M. VD38 1/4 BSP
COUPLER	3/8	BSP	3/8	3/8-19	809500010	INN. F. VD38 3/8 BSP
NIPPLE	3/8	BSP	3/8	3/8-19	809500011	INN.M VD38 3/8 BSP
COUPLER	3/8	BSP	3/8	3/8-19	809500012	F. VD38 3/8 BSP EST DIN3852-2-A
NIPPLE	3/8	BSP	3/8	3/8-19	809500013	M. VD38 3/8 BSP EST DIN3852-2-A
COUPLER	1/2	BSP	3/8	3/8-19	809500000	INN. F. VD12 3/8 BSP
NIPPLE	1/2	BSP	3/8	3/8-19	809500001	INN. M. VD12 3/8 BSP
COUPLER	1/2	BSP	1/2	1/2-4	809500002	INN. F. VD12 1/2 BSP
NIPPLE	1/2	BSP	1/2	1/2-4	809500003	INN. M. VD12 1/2 BSP
COUPLER	1/2	BSP	1/2	1/2-4	809500004	INN. F. VD12 1/2 BSP EST
NIPPLE	1/2	BSP	1/2	1/2-4	809500005	INN. M. VD12 1/2 BSP EST
COUPLER	3/4	BSP	1/2	1/2-4	809500014	INN. F. VD34 1/2 BSP
NIPPLE	3/4	BSP	1/2	1/2-4	809500015	INN. M. VD34 1/2 BSP
COUPLER	3/4	BSP	3/4	3/4-14	809500016	INN. F. VD34 3/4 BSP
NIPPLE	3/4	BSP	3/4	3/4-14	809500017	INN. M. VD34 3/4 BSP
COUPLER	1	BSP	3/4	3/4-14	809500018	INN. F. VD100 3/4 BSP
NIPPLE	1	BSP	3/4	3/4-14	809500019	INN. M. VD100 3/4 BSP
COUPLER	1	BSP	1	1-11	809500020	INN. F. VD100 1 BSP
NIPPLE	1	BSP	1	1-11	809500021	INN. M. VD100 1 BSP
COUPLER	1 1/4	BSP	1 1/4	1 1/4-11	809500022	INN. F. VD114 1-1/4 BSP
NIPPLE	1 1/4	BSP	1 1/4	1 1/4-11	809500023	INN. M. VD114 1-1/4 BSP
COUPLER	1 1/4	BSP	1-1/2	1 1/2-11	809500024	INN. F. VD114 1-1/2 BSP
NIPPLE	1 1/4	BSP	1-1/2	1 1/2-11	809500025	INN. M. VD114 1-1/2 BSP
VD NPT THREAD						
COUPLER	3/8	NPT	1/4	1/4-18	809501008	INN. F. VD38 1/4 NPT
NIPPLE	3/8	NPT	1/4	1/4-18	809501009	INN. M. VD38 1/4 NPT
COUPLER	3/8	NPT	3/8	3/8-18	809501010	INN. F. VD38 3/8 NPT
NIPPLE	3/8	NPT	3/8	3/8-18	809501011	INN. M. VD38 3/8 NPT
COUPLER	1/2	NPT	3/8	3/8-18	809501000	INN. F. VD12 3/8 NPT
NIPPLE	1/2	NPT	3/8	3/8-18	809501001	INN. M. VD12 3/8 NPT
COUPLER	1/2	NPT	1/2	1/2-14	809501002	INN. F. VD12 1/2 NPT
NIPPLE	1/2	NPT	1/2	1/2-14	809501003	INN. M. VD12 1/2 NPT
COUPLER	3/4	NPT	1/2	1/2-14	809501014	INN. F. VD34 1/2 NPT
NIPPLE	3/4	NPT	1/2	1/2-14	809501015	INN. M. VD34 1/2 NPT
COUPLER	3/4	NPT	3/4	3/4-14	809501016	INN. F. VD34 3/4 NPT
NIPPLE	3/4	NPT	3/4	3/4-14	809501017	INN. M. VD34 3/4 NPT
COUPLER	1	NPT	3/4	3/4-14	809501018	INN. F. VD100 3/4 NPT
NIPPLE	1	NPT	3/4	3/4-14	809501019	INN. M. VD100 3/4 NPT
COUPLER	1	NPT	1	1-11 1/2	809501020	INN. F. VD100 1 NPT
NIPPLE	1	NPT	1	1-11 1/2	809501021	INN. M. VD100 1 NPT
COUPLER	1 1/4	NPT	1 1/4	1 1/4-11 1/2	809501022	INN. F. VD114 1-1/4 NPT
NIPPLE	1 1/4	NPT	1 1/4	1 1/4-11 1/2	809501023	INN. M. VD114 1-1/4 NPT
COUPLER	1 1/4	NPT	1-1/2	1 1/2-11 1/2	809501024	INN. F. VD114 1-1/2 NPT
NIPPLE	1 1/4	NPT	1-1/2	1 1/2-11 1/2	809501025	INN. M. VD114 1-1/2 NPT