

ISO A Interchange Couplings Push Pull Mount



Poppet: Interchange Coupling

Series: I-IP

Interchange: Faster CPV – CNV, Parker 4200

I-IP series is an extension of the ISO A style couplings and is one of the most popular designs worldwide used in agricultural, mobile equipment, and some industrial applications. The IP series is the ISO A interchange coupler with a push pull mounting feature. The I series is the nipple with a modular port design to allow for a range of port options. The Stucchi range is 1/4 thru 1 inch, with port options of NPT, SAE, BSP and DIN.

Technical Characteristics

- Connection: pushing the male coupling
- Disconnection: pulling the male coupling
- Shut-off system: poppet valve
- Connectability: without pressure
- Panel mounting by the sleeve
- Suitable for flexible hose connections
- Breakaway feature (if panel mounted)

Applications & Features

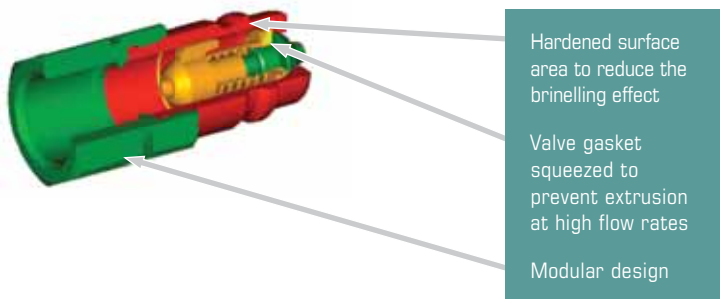
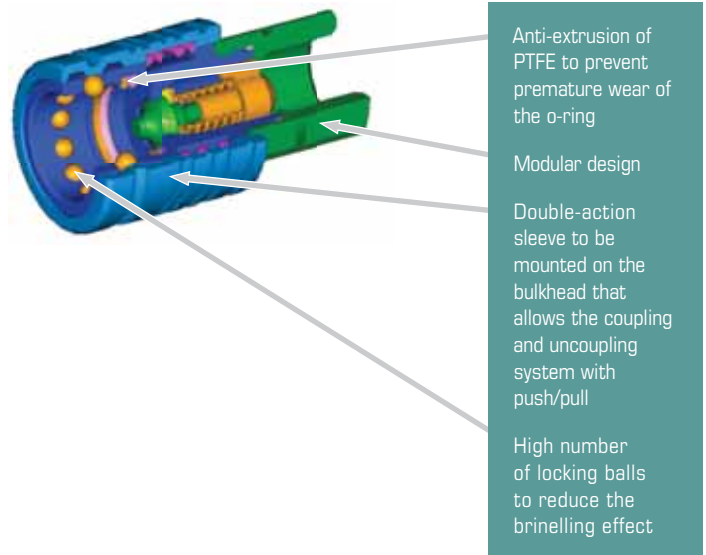
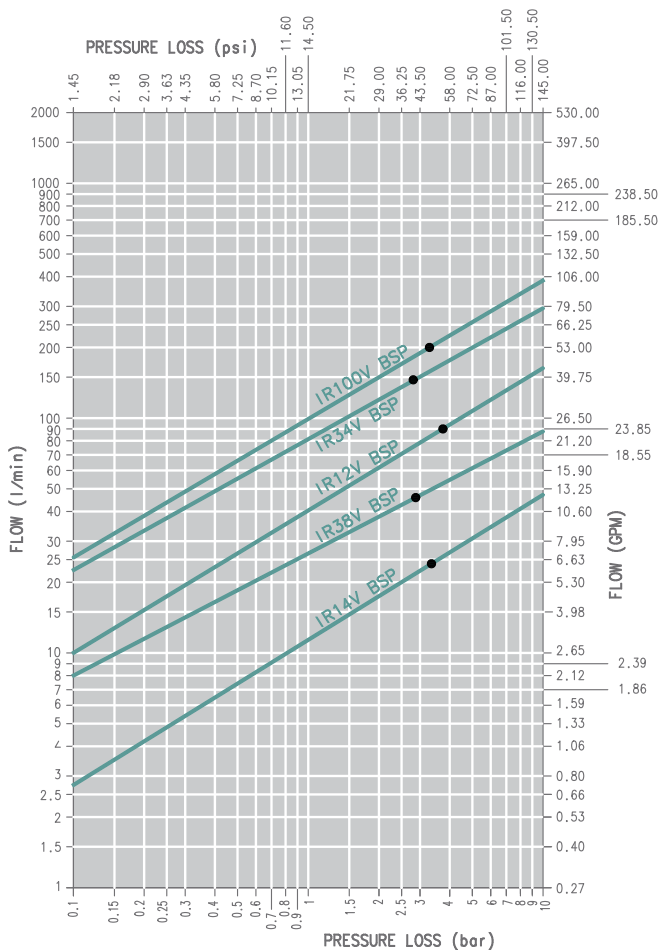
- Quick-release couplings mainly used in agriculture
- Push-Pull system makes connection and disconnection very easy
- Conformity to ISO 7241-1-A standards ensures worldwide interchangeability



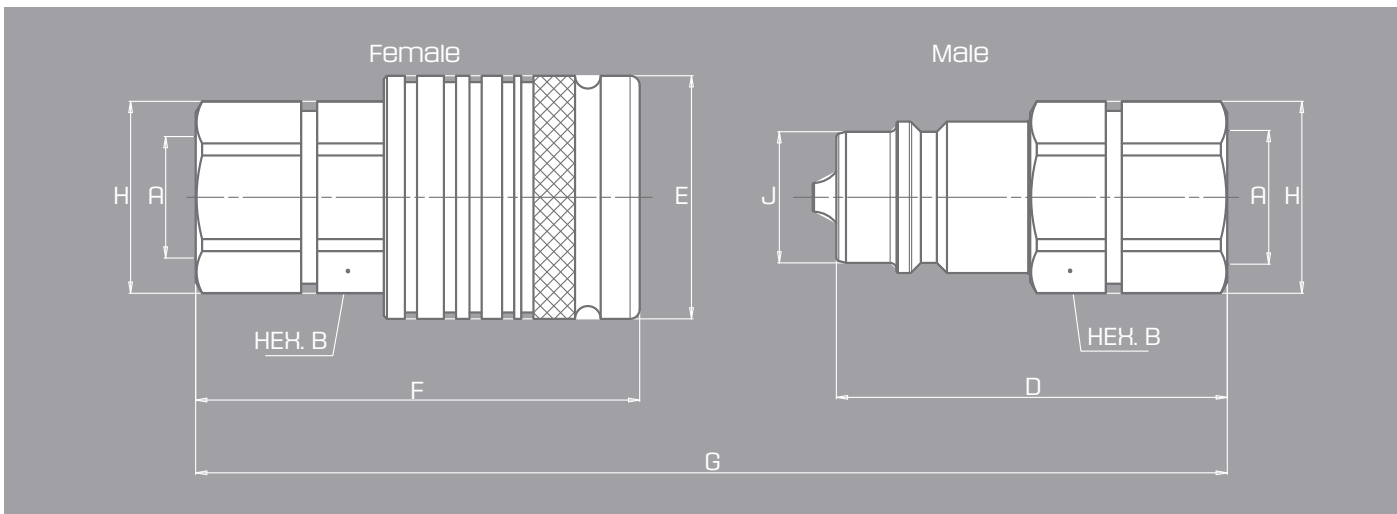


DESCRIPTION	SIZE	ISO SIZE	MAX. OPERATING PRESSURE COUPLED		SPILLAGE *
			MPa	psi	ml
I-IP14	1/4	-	35	5076	0.70
I-IP38	3/8	10.0	31.5	4568	1.20
I-IP12	1/2	12.5	25	3571	2.10
I-IP34	3/4	20.0	25	3571	5.20
I-IP100	1	25.0	25	3571	9

* SPILLAGE IS AN INDICATIVE VALUE OF THE FLUID LOSS PER COUPLE-UNCUPLE CYCLE



Poppet: Interchange Coupling Size Diagram



DESCRIPTION	BODY SIZE	A	DIMENSION	B	D	E	F	H	I
IP38/I38	3/8	3/8	mm	22	48.3	32	66.5	24	24
			inch	0.87	1.9	1.26	2.62	0.94	0.94
IP12/I12	1/2	1/2	mm	27	61.1	38	69.4	30	30
			inch	1.06	2.41	1.5	2.73	1.18	1.18
IP34/I34	3/4	3/4	mm	36	61	46	88	40	40
			inch	1.42	2.4	1.81	3.46	1.57	1.57
IP100/I100	1	1	mm	41	73	54	107	45	45
			inch	1.61	2.87	2.13	4.21	1.77	1.77



I-IP BSP and NPT Thread_Poppet Style Interchange Coupling

PART	BODY SIZE	PORT SIZE	THREAD TYPE	ORDER CODE	PART DESCRIPTION
I-IP BSP AND NPT THREAD					
COUPLER	3/8	1/4	BSP	809400008	INN. F. IP38 1/4 BSP
NIPPLE	3/8	1/4	BSP	809400009	INN. M. I38 1/4 BSP
COUPLER	3/8	3/8	BSP	809400010	INN. F. IP38 3/8 BSP
NIPPLE	3/8	3/8	BSP	809400011	INN. M. I38 3/8 BSP
COUPLER	3/8	3/8	MALE BSP	809400012	F. IP38 3/8BSP EST DIN3852
NIPPLE	3/8	3/8	MALE BSP	809400013	M. I38 3/8 BSP EST DIN3852
COUPLER	1/2	1/2	BSP	809400000	F. IP12 1/2 BSP
NIPPLE	1/2	1/2	BSP	809400001	M. I12GS 1/2 BSP
COUPLER	1/2	1/2	MALE BSP	809400002	F. IP12 1/2 BSP EST
NIPPLE	1/2	1/2	MALE BSP	809400003	M. I12GS 1/2 BSP EST
COUPLER	1/2	3/8	BSP	809400004	F. IP12 3/8 BSP
NIPPLE	1/2	3/8	BSP	809400005	M. I12GS 3/8 BSP
NIPPLE	1/2	3/8	MALE BSP	809400007	M. I12GS 3/8 BSP EST
COUPLER	1/2	1/2	NPT	809401000	F. IP12 1/2 NPT
NIPPLE	1/2	1/2	NPT	809401001	M. I12GS 1/2 NPT
COUPLER	3/4	3/4	BSP	809400014	F. I34 3/4 BSP
NIPPLE	3/4	3/4	BSP	809400015	M. I34 3/4 BSP
NIPPLE	3/4	3/4	NPT	809401003	M. I34 3/4 NPT
COUPLER	1	3/4	BSP	809400016	INN. F. IP100 3/4 BSP
NIPPLE	1	3/4	BSP	809400017	INN. M. I100 3/4 BSP
COUPLER	1	1	BSP	809400018	INN. F. IP100 1 BSP
NIPPLE	1	1	BSP	809400019	INN. M. I100 1 BSP



COUPLER



NIPPLE