



Flat Face: Special Z Plating

Series: "A"

Interchange: ISO 16028

"A" series couplings are in accordance with ISO 16028. The Z version is an integration of plating technology that exceeds the ISO salt spray test. Standard zinc plating is guaranteed for 72 hours before red spotting. The Z version plating is designed to exceed 400 hours before the appearance of red spotting in the same ISO salt spray test.

- Seals: Nitrile & Teflon anti-extrusion
- Nipple: hardened steel reduces brinnelling
- 12 to 20 balls to increase the male bearing points & decrease the brinnelling effect
- Modular structure for multiple port option
- Lock system stops unwanted disconnect
- Exceeds Impulse test of ISOA-7241 test

Overview

"A" series or Premier Z series offers higher pressure ratings, superior flow ratings, lower pressure drop compared to competitors' products. Specialized plating for high corrosion resistance designed to exceed 400 hours in the ISO salt spray test before the appearance of red spots.

Applications

Flat face couplers are specifically designed for applications needing no-leak performance. The mating faces are easily cleaned before connecting, making it the ideal solution for limiting contamination in a hydraulic circuit. The Z version design allows for applications involving medium to high corrosion environments.



ISO 16028 Interchange Couplings Flat Face with Special Z Plating

Series A NPT Thread Flat Face with Iron Zinc Plating | ISO 16028

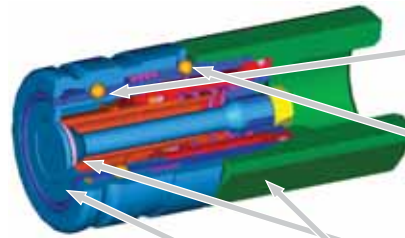
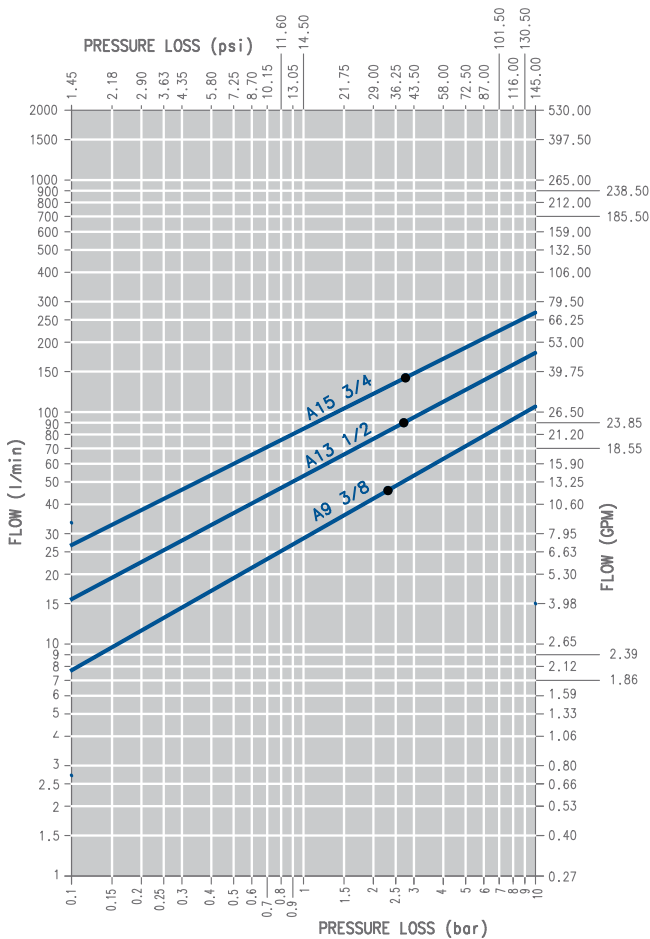
PART	BODY SIZE	PORT SIZE	THREAD TYPE	ORDER CODE	PART DESCRIPTION
SERIES A NPT THREAD					
COUPLER	3/8	3/8	NPT	807601006	F. A9ZF 3/8 NPT
NIPPLE	3/8	3/8	NPT	807601007	M. A9ZF 3/8 NPT
COUPLER	1/2	1/2	NPT	807601008	F. A13ZF 1/2 NPT
NIPPLE	1/2	1/2	NPT	807601009	M. A13ZF 1/2 NPT
COUPLER	1/2	3/4	NPT	807601010	F. A13ZF 3/4 NPT
NIPPLE	1/2	3/4	NPT	807601011	M. A13ZF 3/4 NPT
COUPLER	5/8	3/4	NPT	807601012	F. A15ZF 3/4 NPT
NIPPLE	5/8	3/4	NPT	807601013	M. A15ZF 3/4 NPT




COUPLER



NIPPLE



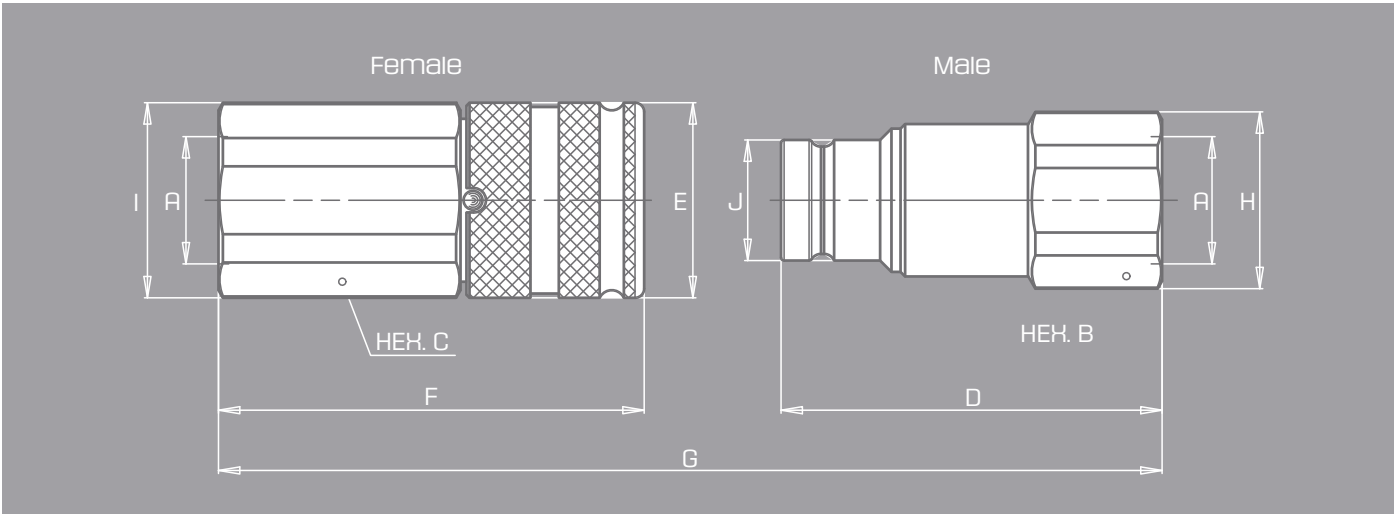
- High number of locking balls to reduce brinelling effect
- Safety lock to prevent accidental disconnection
- Swaged seal to prevent extrusion at high flow rates
- Flat face valves
- High corrosion plating



- Hardened surface area to reduce the brinelling effect
- Special design PTFE U seal for high resistance against extrusion
- Flat face valves
- High corrosion plating



Flat Face: Special Z Plating Series Size Diagram



DESCRIPTION	BODY SIZE	A	UNIT	B	C	D	E	F	G	H	I	J	UNIT	WEIGHT	
														MALE	FEMALE
A9	3/8	3/8	mm	27.0	30.0	60.0	32.0	64.8	108.8	29.0	32.0	19.7	Kg	0.150	0.273
			inch	1.06	1.18	2.36	1.26	2.55	4.28	1.14	1.26	0.78	lb	0.33	0.60
A9	3/8	1/2	mm	27.0	30.0	62.5	32.0	69.8	116.3	29.0	32.0	19.7	Kg	0.138	0.278
			inch	1.06	1.18	2.46	1.26	2.75	4.58	1.14	1.26	0.78	lb	0.30	0.61
A13	1/2	1/2	mm	36.0	36.0	68.0	38.0	76.8	127.5	40.0	40.0	24.5	Kg	0.295	0.452
			inch	1.42	1.42	2.68	1.50	3.02	5.02	1.57	1.57	0.96	lb	0.65	1.00
A13	1/2	3/4	mm	36.0	36.0	70.5	38.0	83.8	137.0	40.0	40.0	24.5	Kg	0.273	0.469
			inch	1.42	1.42	2.78	1.50	3.30	5.39	1.57	1.57	0.96	lb	0.60	1.03
A15	5/8	3/4	mm	36.0	41.0	73.0	42.0	84.0	139.4	38.5	44.8	27.0	Kg	0.292	0.631
			inch	1.42	1.61	2.87	1.65	3.31	5.49	1.52	1.76	1.06	lb	0.64	1.39